

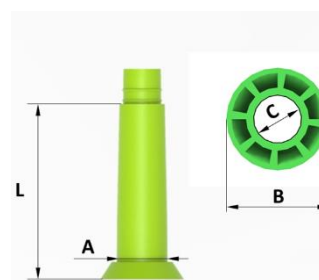


# Product Range RivePipe

Extractable, removable and reusable formwork tube or sleeve, used as a spacer for concrete structures

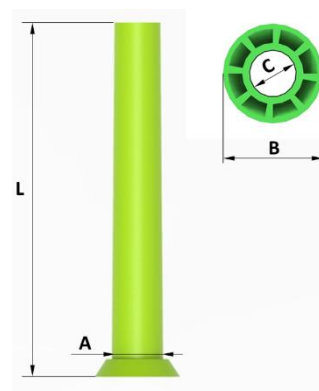
## RIVEPIPE 27 MALE

| Article Code | Description (L) | Diameter A (mm) | Diameter B (mm) | Ø - C<br>For a max. tie bar of Ø (mm) |
|--------------|-----------------|-----------------|-----------------|---------------------------------------|
| RPM27100     | 100 mm          | 29              | 48              | 19                                    |
| RPM27200     | 200 mm          | 29              | 48              | 19                                    |



## RIVEPIPE 27 FEMALE

| Article Code | Description (L) | Diameter A (mm) | Diameter B (mm) | Ø - C<br>For a max. tie bar of Ø (mm) |
|--------------|-----------------|-----------------|-----------------|---------------------------------------|
| RPF27100     | 100 mm          | 29              | 48              | 19                                    |
| RPF27120     | 120 mm          | 29              | 48              | 19                                    |
| RPF27140     | 140 mm          | 29              | 48              | 19                                    |
| RPF27150     | 150 mm          | 29              | 48              | 19                                    |
| RPF27200     | 200 mm          | 29              | 48              | 19                                    |



\*Availability in other sizes on request

## RIVEPIPE 21

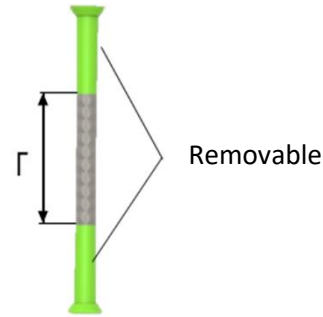


| Total L        | [mm] | 100       | 120       | 150       | 180       | 200       | 240       | 250       | 300       |
|----------------|------|-----------|-----------|-----------|-----------|-----------|-----------|-----------|-----------|
| L <sup>+</sup> | [mm] | 95        | 115       | 145       | 175       | 195       | 65        | 75        | 125       |
| L <sup>-</sup> | [mm] | 5         | 5         | 5         | 5         | 5         | 175       | 175       | 175       |
| Weight         | [g]  | 23        | 28        | 35        | 42        | 46        | 55        | 58        | 70        |
| Article number |      | RP21W100E | RP21W120E | RP21W150E | RP21W180E | RP21W200E | RP21W240E | RP21W250E | RP21W300E |




## EXTENDERS RIVEPIPE 27 – GRAY PLASTIC

| Article Code | Description (L) |
|--------------|-----------------|
| RPEXT27250   | 250 mm          |
| RPEXT27300   | 300 mm          |
| RPEXT27400   | 400 mm          |
| RPEXT271000  | 1000 mm         |



\*Availability in other sizes on request

### 1. EXTRACTING TOOL




|                     |             |
|---------------------|-------------|
| <b>Article Code</b> | ROUT001     |
| <b>Weight</b>       | 2,6 Kg      |
| <b>Dimensions</b>   | 415 x 90 mm |



|                     |             |
|---------------------|-------------|
| <b>Article Code</b> | ROUT021     |
| <b>Weight</b>       | 0,9 Kg      |
| <b>Dimensions</b>   | 320 x 44 mm |

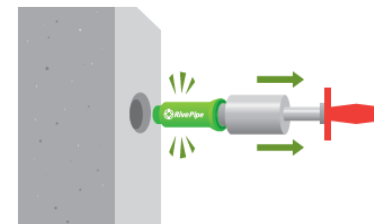
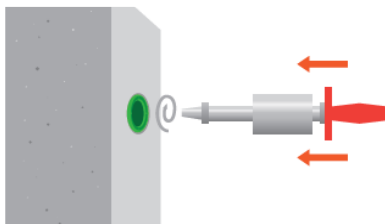
### INSTALLATION AND APPLICATION



**1**  
Pre-assemble the male and female parts of RivePipe during the installation of the formwork system for concrete walls<sup>1</sup>

**2**  
Place the RivePipe between the formwork panels to protect the tie rods.

**3**  
RivePipe is selected and placed according to the desired wall's thickness.



**4**  
Once the wall has been formed, and the panels have been released from their framing, insert the RiveOut extraction tool's tip into the RivePipe. Screw the RiveOut head clockwise into the Rivepipe.

**5**  
Remove the RivePipe with the help of the RiveOut by performing a counterweight action, with a linear displacement, in the direction from the wall towards the operator. This action must be done on both sides of the wall, in order to extract the two parts: female and male.

**6**  
Expel the RivePipe from the RiveOut performing the counterweight action again, but now, in the opposite direction to the extraction. Keep the Rivepipe for your next reuse. The formwork tie hole remains now clean and homogeneous, and prepared to be sealed with RiveStop.

